



Summary of Materials
Distribution

Click It or Ticket 2021

Resource Materials Distributed Statewide in All LEL Districts	Number of locations distributed to	Total Number of items distributed	Average number of items distributed per location
Safety Belt Activity Booklet	302+1=303	70037+500=70537	232
CIOT Banner	79+5=84	336+24=260	4
CIOT Enforcement Yard Sign	266+4=270	4297+19=4316	16
CIOT USB Drives	205+5=210	1749+47=1846	9
Child Restraint LEO Reference Card	211+1=212	31140+200=31340	148

District 1	Number of locations distributed to	Total Number of items distributed	Average number of items distributed per location
Safety Belt Activity Booklet	39+1=40	9659+500=10159	248 254
CIOT Banner	16+4=20	92+41	6 6.65
CIOT Enforcement Yard Sign	15+4=19	915+76	61 52
CIOT USB Drives	42+1=43	334+5	8
Child Restraint LEO Reference Card	1	450	450

District 2	Number of locations distributed to	Total Number of items distributed	Average number of items distributed per location
Safety Belt Activity Booklet	56	18750	335
CIOT Banner	0	0	0
CIOT Enforcement Yard Sign	42	936	22
CIOT USB Drives	26	385	15
Child Restraint LEO Reference Card	53	6975	132

District 3	Number of locations distributed to	Total Number of items distributed	Average number of items distributed per location
Safety Belt Activity Booklet	14	5058	361
CIOT Banner	0	0	0
CIOT Enforcement Yard Sign	52	226	4
CIOT USB Drives	0	0	0
Child Restraint LEO Reference Card	0	0	0

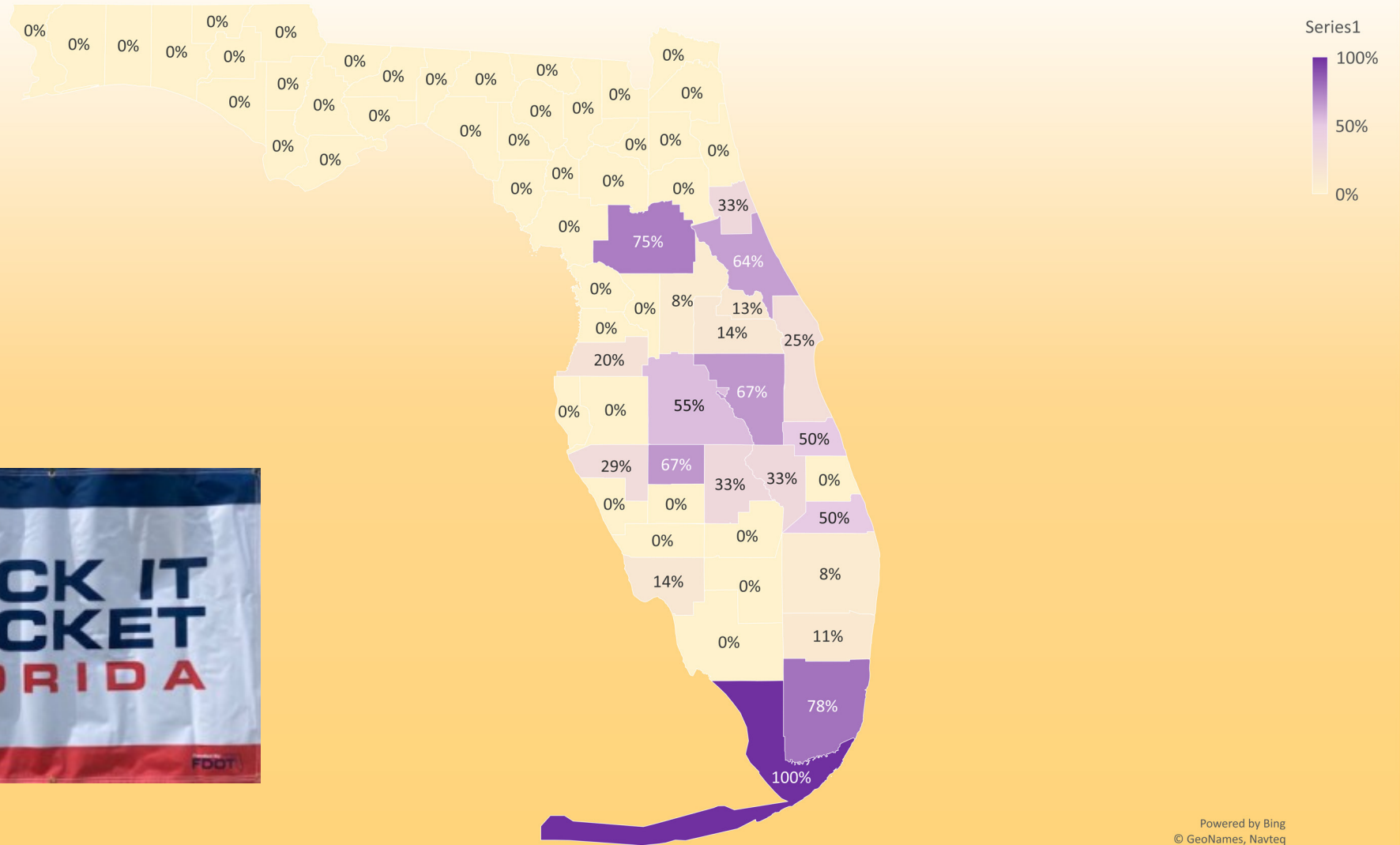
District 4	Number of locations distributed to	Total Number of items distributed	Average number of items distributed per location
Safety Belt Activity Booklet	105	13940	133
CIOT Banner	9	27	3
CIOT Enforcement Yard Sign	53	761	14
CIOT USB Drives	49	386	8
Child Restraint LEO Reference Card	76	10460	138

District 5	Number of locations distributed to	Total Number of items distributed	Average number of items distributed per location
Safety Belt Activity Booklet	68	14255	210
CIOT Banner	21+1=22	82+4=86	4
CIOT Enforcement Yard Sign	47	682	15
CIOT USB Drives	43+4=47	255+4=259	6
Child Restraint LEO Reference Card	65+1=66	9955+200=10155	153

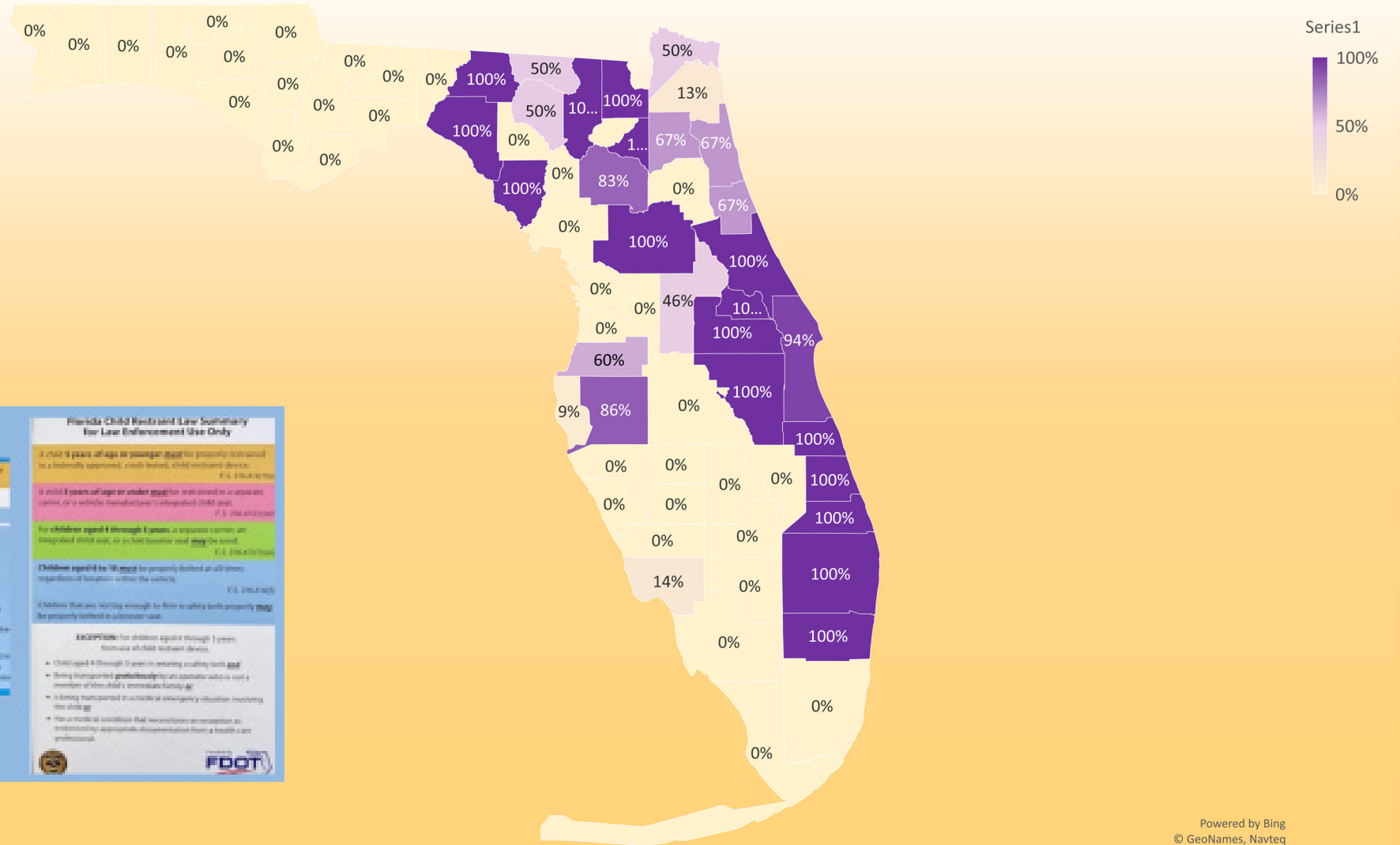
District 6	Number of locations distributed to	Total Number of items distributed	Average number of items distributed per location
Safety Belt Activity Booklet	1	500	500
CIOT Banner	31	125	4
CIOT Enforcement Yard Sign	38	590	16
CIOT USB Drives	36	322	9
Child Restraint LEO Reference Card	0	0	0

District 7	Number of locations distributed to	Total Number of items distributed	Average number of items distributed per location
Safety Belt Activity Booklet	19	7875	414
CIOT Banner	2	10	5
CIOT Enforcement Yard Sign	19	187	10
CIOT USB Drives	9	67	7
Child Restraint LEO Reference Card	16	3300	206

Banner Distribution by County



Child Restraint LEO Reference Card Distribution by County



Florida Child Restraint Law Summary for Law Enforcement Use Only

All children aged 3 and younger must be restrained in a federally approved, crash tested, child restraint device. This includes separate carriers, boosters, or vehicle manufacturer integrated childseat.

Birth to 3	4 to 8	9 to 18
Approved Carriers Only	Approved Carriers or Booster	Safety Belt
Children aged 3 years or younger must be properly restrained in a separate carrier or vehicle manufacturer's integrated child seat.	Children aged 4 through 8 years, if separate carriers are integrated child seat, in a child-restraint seat may be used.	Children aged 9 to 18 must be properly belted in vehicles regardless of vehicle or seating situation unless the vehicle:


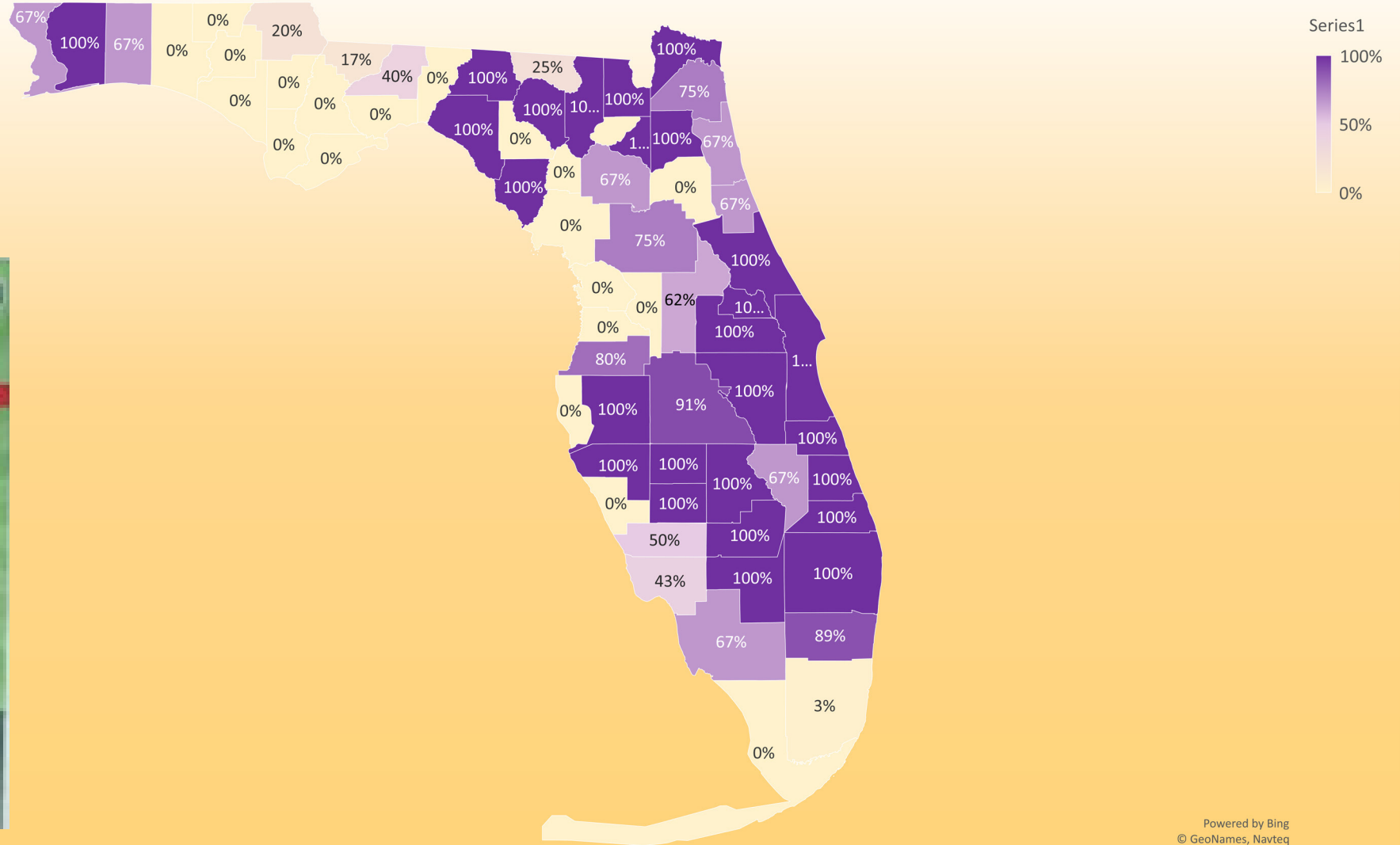
Children aged 9 to 18 must be properly belted in vehicles regardless of vehicle or seating situation unless the vehicle:

- is a motorhome (noting enough for 21st century built properly);
- is a motorhome (noting enough for 21st century built properly);
- is a motorhome (noting enough for 21st century built properly);

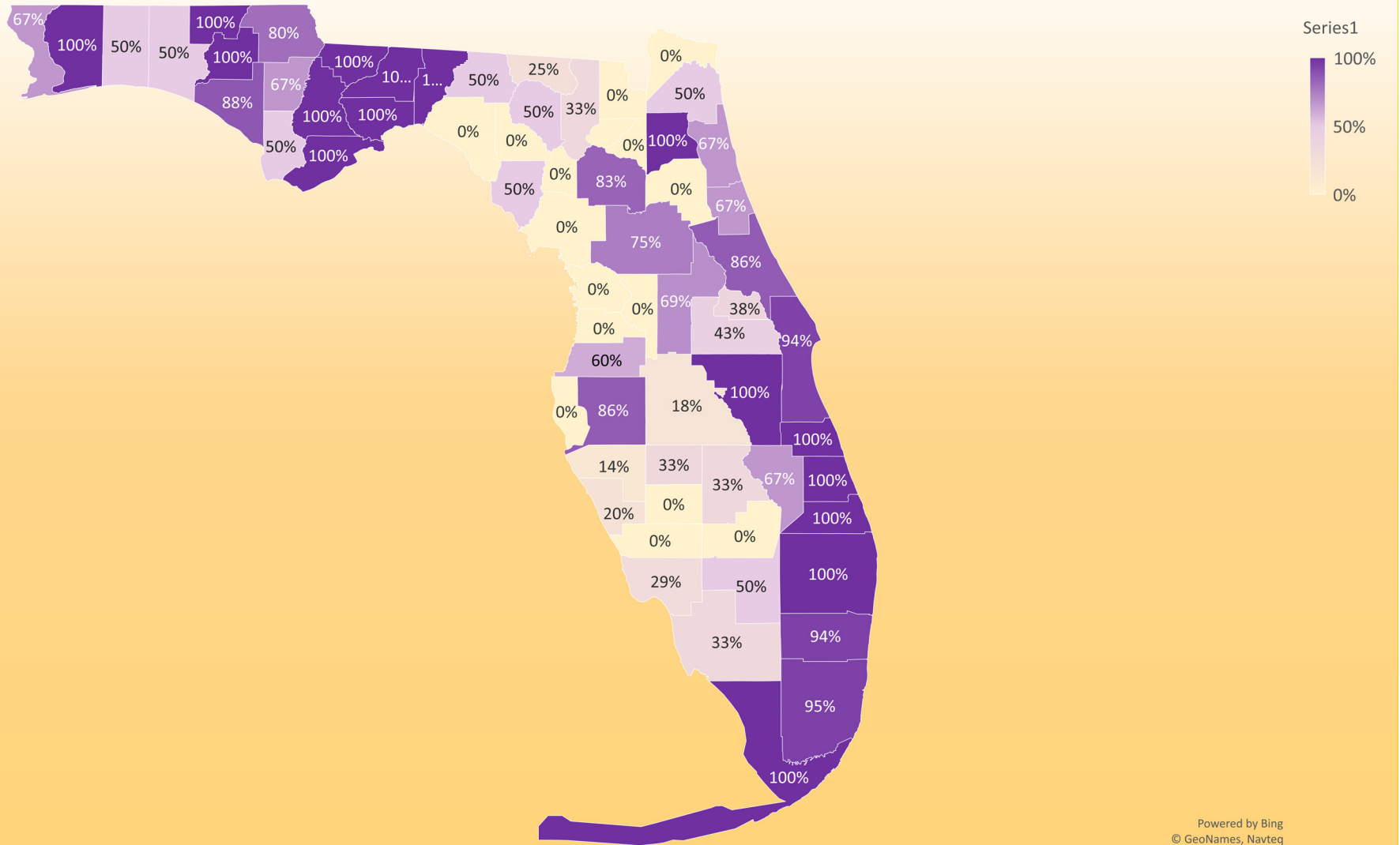
EXCEPTIONS For children aged 8 through 17 years, however, all other restraint devices:

- Children 8 through 17 years in rear-facing car seats with proper height and weight; or
- Children 8 through 17 years in booster seats with proper height and weight; or
- Children 8 through 17 years in motorhomes (noting enough for 21st century built properly); or
- Children 8 through 17 years in vehicles with proper height and weight; or
- Children 8 through 17 years in vehicles with proper height and weight; or

Safety Belt Activity Book Distribution by County



CIOT Yard Sign Distribution by County





Click It or Ticket 2022



2022 Florida Click It or Ticket and B2B

The 2022 Florida Click It or Ticket Enforcement Campaign and the Border to Border(B2B) Enforcement Operation.

May 16, through June 5, 2022 – Paid Media

May 23, through June 5, 2022 - Enforcement Mobilization

There will be a nationwide kick off for Click It or Ticket with the **Border to Border** 4-hour enforcement mobilization on May 23, 2022

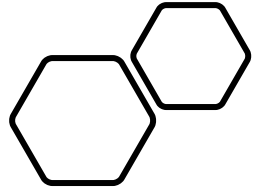
2021 Florida Click It or Ticket and B2B

The Florida Law Enforcement Liaison Program is tasked with engaging Florida Law Enforcement at State, County and Local levels to participate in and report both the Florida B2B Operation and the Florida CIOT Campaign.



The Florida LEL Program will promote Click It or Ticket and B2B in their LEL Program quarterly LAN Meetings, the Florida LEL Program website at www.floridalel.info, The Florida LEL Program Facebook page, in agency visits, email and telecommunication.

The Florida Law Enforcement Liaison will create Mobilization web pages for in support of the mobilization including digital media support materials and an online reporting system





- Web pages for 2021 Click It or Ticket Mobilization at www.floridalel.info



LEL Program Social Media:

District 7 LEL, Janice Martinez, is responsible for the Florida LEL Program Facebook social media platform

LELs will encourage agencies within their district to utilize support materials for local awareness

LELs will be encouraged to track social media engagement by agencies in their district CIOT campaign period in support of B2B and CIOT

Goal is to achieve as many impressions as possible within each district/community to create awareness

CIOT and B2B Participation by Agency Type:	2021	2020	2019
Municipal	180	--	165
County	44	--	39
State-FHP	8	--	11
Other	10	--	6
Total	243	--	211
Border 2 Border	148	--	144

Activity	2021	2020*	2019
Total Hours Safety Belt Enforcement	33,534	--	92,400
Safety Belt Checkpoint Operations	29	--	32
Safety Belt Citations/Warnings	22,607	--	23,769
Child Restraint Citations	607	--	608
All other Traffic Enforcement	98,289	--	100,389
Press Conferences	20	--	38
TV News Stories	52	--	70
Radio News Stories	107	--	78
Print News Stories	57	--	111

Media use by Agency	2021	2020*	2019
Facebook	133	--	121
Twitter	64	--	76
Agency Web Page	54	--	46
Other Social Media	52	--	22
Social Media Hits	399,382	--	469,973
Other Creative Enforcement or Awareness Efforts	76	--	59

SB Use Survey	2021	2020*	2019
Pre-wave	82.68%	--	85.59%
Post-wave	87.41%	--	88.97%
Surveys	90	--	127

CPS Techs	2021	2020*	2019
	234	--	239



Questions?

Law Enforcement Considerations
When encountering Elder Drivers

Is the driver wearing their seat belt?
 If not, ask why. Be sensitive. If they have a medical reason; refer them to their doctor.

Does the driver know that seat belts must be used in conjunction with airbags, and failing to use a seat belt can cause greater injury from the Airbags.

Are they wearing their seat belt correctly?

There should be at least ten inches between the driver's chest or torso away from the airbag to reduce injuries from the airbag.


Can the driver see over the steering wheel. The driver's sightline should be at least 3 inches above the top of the steering wheel.


The steering wheel housing with the airbag in its center, should be adjusted so the center is aimed toward the driver's chest and

The head restraint is a safety device used to prevent whiplash and resulting neck injuries. The correct position is when it is within 2 ½ inches or closer from the center of the back area of the driver's head. Touching the back of the head is OK


A great resource for senior drivers can be found at www.seniordriving.aaa.com
 For a quick and comprehensive check of an elder driver's safe fit in a vehicle, drivers can check out CarFit at: www.car-fit.org

Some issues may be mobility issues such as; a driver unable to reach for the seat belt may be remedied with a simple

 The Florida Occupant Protection Coalition (FOPC) was formed to identify and prioritize Florida's most pressing occupant protection issues.
www.floridaprotect.com



- Update Elder Driver Tip Card
- Discussion





Last Slide
Questions?